

# EZITREE Plus

## Family History Software

### Port Macquarie Users Group

### March 2012 - Newsletter #29

Rex and Yvonne Toomey PO Box 9206 Lighthouse Beach NSW 2444 Australia  
Phone (02) 6582 7702 Email: support@ezitree.com.au Web site: www.ezitree.com.au

---

Welcome to the first Port Macquarie Ezitree Users Group Meeting for 2012. The meeting dates for 2012 are as follows:

24<sup>th</sup> March 2012

28<sup>th</sup> April 2012

26<sup>th</sup> May 2012

22<sup>nd</sup> September 2012

27<sup>th</sup> October 2012

24<sup>th</sup> November 2012

Following the question and answer period today, I will be discussing some of the options available when creating output of charts and lists. The Quick Tutorial on page 2 will be your guide.

#### **Backup Your Computer and Data**

Please note it has been a long, wet four months since our last get-together. **If you have not backed up your files or at least your Ezitree data since then, please make a note to go home and do it now!** I have been helping several Ezitree users over the past few months to try and resurrect their Ezitree program and data following computer and hard drive crashes, as well as one person whose computer was compromised by a virus attack. It can and does happen!

#### **Recent News:**

##### **New Zealand Probate Records 1878-1960**

The Family Search website continues to release more Australasian material with the addition of over 10,000 digital images to this records source. Although not indexed yet, the records now cover the provinces of Blenheim, Canterbury, Hawkes Bay, Marlborough, Napier and Nelson. These are images of the probate records and generally have a copy of the will.

##### **Mocavo – A Genealogical Search Engine ([www.mocavo.com](http://www.mocavo.com))**

Recently, several people have asked me about Mocavo. The site was launched in March 2011 and claims to have indexed over 6 billion names with the fastest search times on the internet. Anyone may do a basic name search for free however after looking at the first page of search results you will be asked to register, which includes your email address. Unfortunately, most searches end up with page after page of American-centric results and you may find it tiresome to trawl through all of the entries. However, for a fee which used to be \$US119.40 but now reduced to \$US59.70, you can subscribe to Mocavo Plus which has more useful options such as limiting the search by date or location. I expect that if you don't join Mocavo Plus and you have registered, you can expect unsolicited junk emails highlighting the many benefits of subscribing.

The basic question is why would you subscribe to Mocavo when you can do exactly the same with Google for free? The answer from Mocavo (which is reasonable) is that a search from Google may bring back millions of results including living people having little or no relevance to your research. That would leave all of those pages out there lost in the forest of irrelevant results. Having said that, the price for using Google is unbeatable, and there are options available to cut out the rubbish.

##### **Welsh records on the Internet ([findmypast.co.uk](http://findmypast.co.uk))**

FindMyPast (available at the local library) has recently released nearly four million records from parish registers from the Church in Wales. These were part of a major project with the Welsh County Archivists Group and the National Library of Wales. The records cover the counties of Cardiganshire, Carmarthenshire, Denbighshire, Flintshire and Glamorganshire.

##### **Family History Books ([books.familysearch.org](http://books.familysearch.org))**

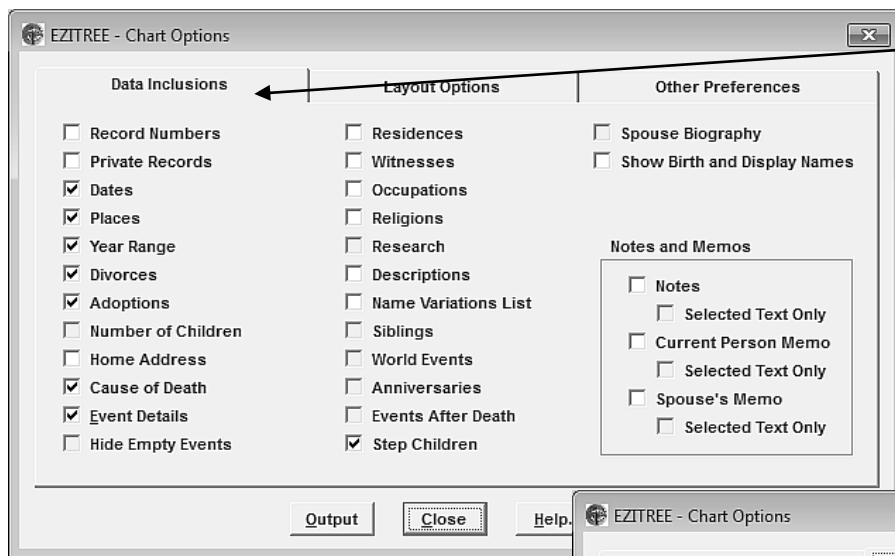
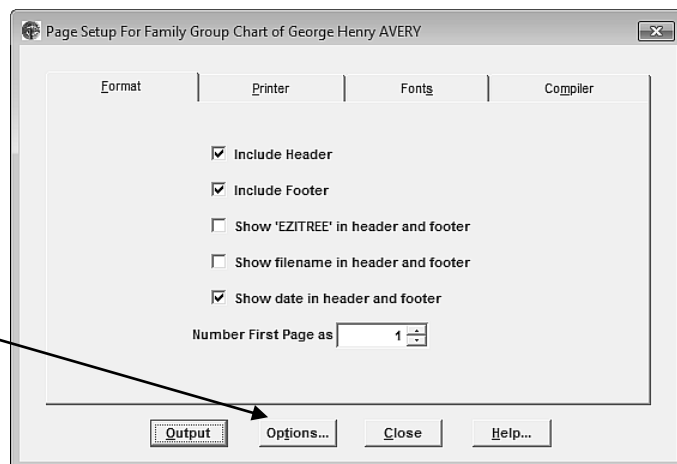
Family History Books is a FamilySearch website containing more than 40,000 digitized genealogy and family history publications from their own and other family history libraries around the world. This is not just a library catalogue but the actual books scanned and digitised so that the contents are fully searchable. The collection includes family histories, county and local histories, genealogy magazines and how-to books, gazetteers, and medieval histories and pedigrees. A simple search using the search criteria of 'Port Macquarie' turned up 15 results, whilst 'Phillimore' turned up 452 entries, mostly relating to the series of English Church registers published in the late 19th and early 20th centuries. Surprisingly, I also noticed the 1802 and 1822 Musters of New South Wales published around 30 years ago. A useful addition to this website would be file sizes for the publications with estimated download time because these files are quite large and may take some time to download.

## Today's Quick Tutorial – Chart Options

It is very easy to overlook setting the many options that are available in Ezitree for altering the way a chart or report appears when it goes to the Print Preview window. However, the Chart Options allow control of the appearance of charts and also allows them to be customised for any required situation.

The first thing to remember is that whenever a chart or report is output in Ezitree, it **ALWAYS** goes to the Page Setup window first. The [Options] button is located at the bottom of this window, second from the left and provides direct access to the important Chart Options window.

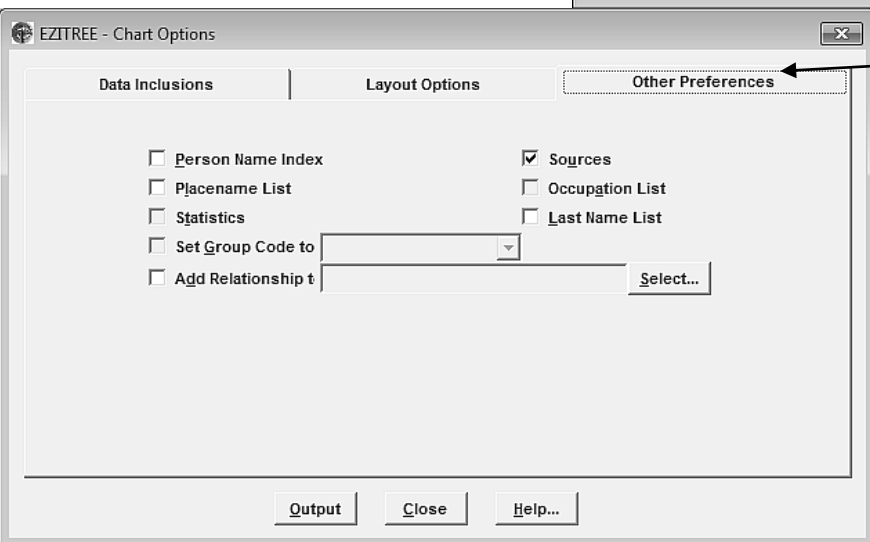
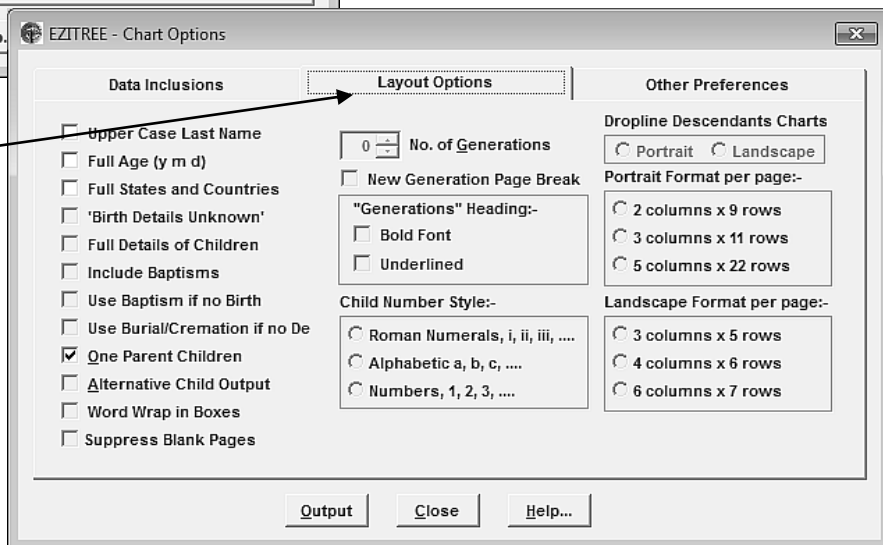
When clicked, the [Options] button opens the Chart Options window which has three tabs, 'Data Inclusions', 'Layout Options' and 'Other Preferences'.



The **Data Inclusions** tab controls what data will appear on a chart. In the example at left, the 'Record Numbers' option does not have a tick. This means that Record Numbers will not appear on this style of chart. In general this is the recommended approach because they take up space which is better used for the family data.

As can be seen there are quite a few options available, however, not all options are available on all charts. For example, the 'Number of Children' option would not be used in an Ancestors Chart.

The **Layout Options** tab controls the formatting of the charts, although some of these options could be construed as Data Inclusions. The main options to be aware of here are the setting of the family name in Upper or Mixed case, showing the age as a simple year value or day, month and year value. The abbreviation of the state and country can also be controlled from here. Of special importance is the 'No. of Generations' which is used to set the number of generations a descendants or ancestors chart may be. Set this value to 1, to create a descendants chart showing just the parents and children of a person.



Finally, the **Other Preferences** tab allows useful additional information or charts to be added. Charts spanning many pages would benefit from a tick in the Person Name Index box. This would add additional pages at the end of the chart indexing every person by their birth name and any other name they may have been known by. If full documentation of where the family information was obtained is required, the Sources box would be checked.

The chart can now be created from here without returning to the Page Setup window [Output] button, otherwise the [Close] button may be used.